

DESERV[®] EXTREME 156X 615 WP - 650 WP



OUTPUT
Up to 650 Wp



EFFICIENCY
UP TO 23.30%



TEMPERATURE
COEFFICIENT -0.29 %/°C



WARRANTY
12-year of product
30-year of power output

*Module image for representation purpose only **DESERV**[®]

World-class products, Made in India

- **Smart:** High module efficiency with 156X M10R half-cut Mono crystalline Bi-facial TopCon Solar Cell
- **Modern:** Processed on state-of-the-art technology production lines
- **Dependable:** Use of highest quality raw materials coupled with rigorous in-house testing
- **Versatile:** Suitable for Utility, Rooftop, and other general applications

Certifications:

- IEC 61215-2:2021 (615 Wp-650 Wp)
- IMS Certified Company - ISO 9001: 2015
- OHSAS 45001: 2018
- IEC 61730-1:2023 (615 Wp-650 Wp)
- IEC 61215-1:2021 (615 Wp-650 Wp)
- Independently audited by SOLARBUYER
- EMS - ISO 14001: 2015
- BIS Number R-63000760 (615 Wp-650 Wp)
- IEC 61730-2:2023 (615 Wp-650 Wp)
- IEC 61215-1-1:2021 (615 Wp-650 Wp)



RenewSys is the first integrated manufacturer of Solar PV Modules and its key components - Encapsulants (EVA and POE), Backsheets and Solar PV Cells. We have a global presence with offices in India, Mauritius, Nigeria, South Africa, Singapore, UAE, representatives in Europe, USA, Mexico, and an evolving distributor network.

Registered Office: Unit No. 607, 6th Floor, Trade Center, Bandra-Kurla Complex, Bandra East, Mumbai - 400 051, Maharashtra, India.

Factory: Plot No. E-141, Additional Patalganga MIDC Industrial Area, Village - Karade Khurd, Taluka Panvel, District Raigad - 410 206, Maharashtra, India.

Factory: Plot No.6, Survey # 114/P, Srinagar Village, Maheshwaram Mandal, Dist - Rangareddy, Hyderabad - 501 359, Telangana, India.

Performance under standard test conditions (1000w/m², AM 1.5, 25 °C)

DESERV Extreme 156 Bi-Facial Gain @Different Albedo (%)						
	Pm (Wp)	Vmp (V)	Imp (A)	Voc (V)	Isc (A)	Efficiency (%)
Front @STC	615	46.53	13.25	55.35	14.14	22.05
Bi-Facial Gain 5%	645.75	46.53	13.88	55.35	14.77	23.15
Bi-Facial Gain 10%	676.5	46.53	14.54	55.35	15.43	24.25
Bi-Facial Gain 20%	738	46.53	15.86	55.35	16.75	26.46
Front @STC	625	46.97	13.33	55.95	14.22	22.41
Bi-Facial Gain 5%	656.25	46.97	13.97	55.95	14.86	23.53
Bi-Facial Gain 10%	687.5	46.97	14.64	55.95	15.53	24.65
Bi-Facial Gain 20%	750	46.97	15.97	55.95	16.86	26.89
Front @STC	635	47.41	13.41	56.55	14.30	22.76
Bi-Facial Gain 5%	666.75	47.41	14.06	56.55	14.95	23.90
Bi-Facial Gain 10%	698.5	47.41	14.73	56.55	15.62	25.04
Bi-Facial Gain 20%	762	47.41	16.07	56.55	16.96	27.32
Front @STC	645	47.85	13.49	57.15	14.39	23.12
Bi-Facial Gain 5%	677.25	47.85	14.15	57.06	15.05	24.28
Bi-Facial Gain 10%	709.5	47.85	14.83	57.06	15.73	25.44
Bi-Facial Gain 20%	774	47.85	16.18	57.06	17.18	27.75

Operating Conditions	
Temperature, °C	-40 to +85
Max. system voltage, Vdc	1500
Hail impact velocity, m/sec	23
Max. surface load capacity, Pa	5400
Max. wind speed capacity, Pa	2400
Series fuse rating, A	30

Cell Temperature Coefficient	Bi-Facial
Open circuit voltage	-0.2764 % / °C
Short circuit current	+0.0572 % / °C
Peak power	-0.2915 % / °C

Test uncertainty for Pmax ± 3%
Bi-facial gain subject to mounting structure specifications and albedo % of ground

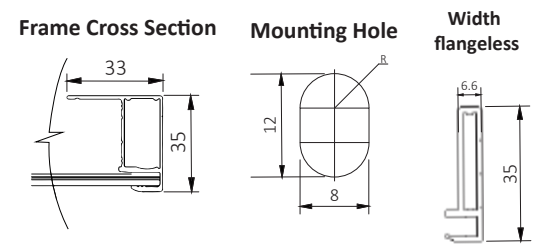
-Please refer to the installation manual for detailed information.

*Due to continuous product updation, specifications may change without notice. Kindly refer to the website for latest information: www.renewsysworld.com

*Recycle Responsibly/RenewSys recommends recycling in accordance with local government e-waste notifications.

*Standard frame : Width side frame cross section is flange less, Flange is available on request.

Physical Parameters	
No. of cells	156
Module dimension (mm)	2462 X 1133 (± 2)
Module thickness (mm)	35
Approximate weight (kg)	34.5

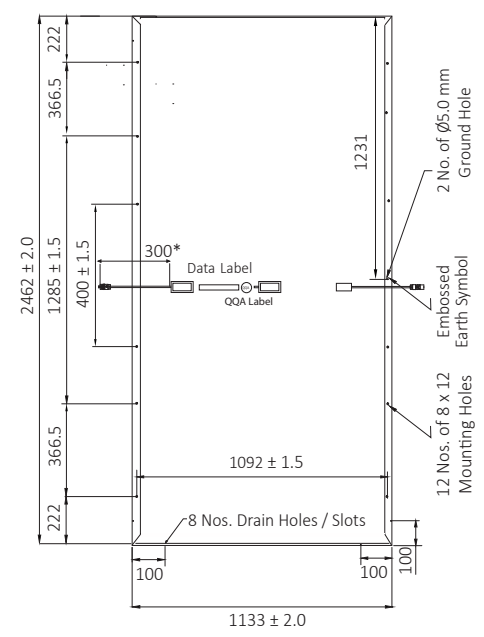


NOCT (Wp) at 45 ± 2 °C @800 W/m ²	615	620	625	630	635	640	645	650
Pmax (W)	457.70	461.42	465.14	468.87	472.59	476.31	480.03	483.75
Max. power voltage (Vmp), V	42.56	42.76	42.96	43.16	43.36	43.56	43.76	43.97
Max. power current (Imp), A	10.78	10.82	10.58	10.88	10.91	10.95	10.98	11.01
Open circuit voltage (Voc), V	51.47	52.75	52.02	52.30	52.58	52.86	53.14	53.42
Short circuit current (Isc), A	11.55	11.58	11.62	11.65	11.68	11.72	11.76	11.79

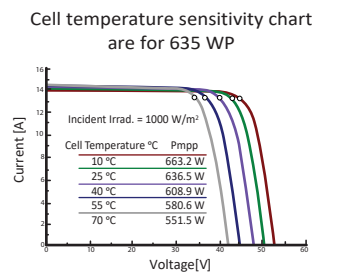
Bi-faciality factor: 80 +/- 5%

Mechanical Characteristics	
Cable	No. 12 AWG, 4mm
PV Connectors	MC4 Compatible
Frame	Anodized Aluminum Alloy
Junction box	IP68 Split junction
Glass (front)	2.0mm AR Coated Semi Tempered Glass
Glass (back)	2.0mm Semi Tempered Glass.

Module Dimension Diagram (mm)



IV Curves



Incident irradiance sensitivity chart are for 635 WP

