

◀ BIFACIAL ▶



DESERV[®] EXTREME 156 565 WP - 590 WP



*Module image for representation purpose only



SAFE

- IP68 Junction box
- 10 YEARS 10 years of product warranty
- 25 YEARS 25 Years of power output warranty
- 1500 Vdc



RELIABLE

- Extreme weather resilience
- Windspeed - 2400 Pa, Snowload - 5400 Pa
- Highly reliable anti-reflective coated glass



HIGH PERFORMANCE

- PID resistant
- Superlative performance in low light
- High power density
- Positive power tolerance

World-class products, Made in India

- **Smart:** High module efficiency with 156X half-cut Mono crystalline Bi-facial PERC Solar Cells
- **Modern:** Processed on state-of-the-art technology production lines
- **Dependable:** Use of highest quality raw materials coupled with rigorous in-house testing
- **Versatile:** Suitable for Utility, Rooftop, and other general applications

Certifications:

- IEC 61215: 2016
- IEC 61730: 2016
- IEC 61701: 2020
- IEC 62716
- IEC 60068-2-68
- CAN/CSA: 61730
- UL 61730 (565 Wp-580 Wp)
- IMS Certified Company - ISO 9001: 2015
- OHSAS 45001: 2018
- EMS - ISO 14001: 2015
- Listed in DEWA
- Independently audited by SOLARBUYER
- BIS Number R-71018970 (555 Wp-590 Wp)



RenewSys is the first integrated manufacturer of Solar PV Modules and its key components - Encapsulants (EVA and POE), Backsheets and Solar PV Cells. We have a global presence with offices in India, Mauritius, Nigeria, South Africa, Singapore, UAE, representatives in Europe, USA, Mexico, and an evolving distributor network.

Registered Office: Unit No. 607, 6th Floor, Trade Center, Bandra-Kurla Complex, Bandra East, Mumbai - 400 051, Maharashtra, India.

Factory: Plot No. E-141, Additional Patalganga MIDC Industrial Area, Village - Karade Khurd, Taluka Panvel, District Raigad - 410 206, Maharashtra, India.

Factory: Plot No.6, Survey # 114/P, Srinagar Village, Maheshwaram Mandal, Dist - Rangareddy, Hyderabad - 501 359, Telangana, India.

Performance under standard test conditions (1000w/m², AM 1.5, 25 °C)

DESERV Extreme 156 Bi-Facial Gain @Different Albedo (%)												
	Pm (Wp)	Vmp (V)	Imp (A)	Voc (V)	Isc (A)	Efficiency (%)	Pm (Wp)	Vmp (V)	Imp (A)	Voc (V)	Isc (A)	Efficiency (%)
Front @STC	565	44.69	12.65	53.14	13.39	20.13	570	44.83	12.72	53.31	13.46	20.30
5%	593.3	44.69	13.27	53.14	14.01	22.84	598.5	44.83	13.35	53.31	14.09	23.05
10%	621.5	44.69	13.91	53.14	14.65	23.93	627.0	44.83	13.99	53.31	14.73	24.14
20%	678.0	44.69	15.17	53.14	15.91	26.11	684.0	44.83	15.26	53.31	16.00	26.34
Front @STC	575	44.98	12.79	53.52	13.53	20.48	580	45.16	12.85	53.74	13.61	20.66
5%	603.8	44.98	13.42	53.52	14.16	23.25	609.0	45.16	13.49	53.74	14.25	23.45
10%	632.5	44.98	14.06	53.52	14.80	24.36	638.0	45.16	14.13	53.74	14.89	24.57
20%	690.0	44.98	15.34	53.52	16.08	26.57	696.0	45.16	15.41	53.74	16.17	26.80
Front @STC	585	45.32	12.92	53.97	13.68	20.84	590	45.48	12.98	54.15	13.73	21.02
5%	614.3	45.32	13.55	53.97	14.31	23.65	619.5	45.48	13.62	54.15	14.37	23.86
10%	643.5	45.32	14.20	53.97	14.96	24.78	649.0	45.48	14.27	54.15	15.02	24.99
20%	702.0	45.32	15.49	53.97	16.25	27.03	708.0	45.48	15.57	54.15	16.32	27.26

NOCT (Wp) at 45 ± 2 °C @800 W/m ²	565	570	575	580	585	590
Pmax (W)	420.49	424.21	427.93	431.65	435.38	439.10
Max. power voltage (Vmp), V	40.87	41.00	41.14	41.30	41.45	41.59
Max. power current (Imp), A	10.30	10.35	10.41	10.46	10.52	10.56
Open circuit voltage (Voc), V	49.41	49.57	49.76	49.97	50.18	50.35
Short circuit current (Isc), A	10.94	11.00	11.05	11.12	11.18	11.22

Bi-faciality factor: 70 ± 5%

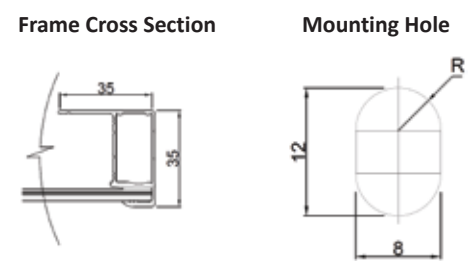
Mechanical Characteristics	
Cable	No. 12 AWG, 4mm ² , (300mm Standard)
PV Connectors	MC4 Compatible
Frame	Anodized Aluminum Alloy
Junction box	IP68 Split junction box with 3 bypass diodes
Glass	3.2mm Thick low iron tempered

Operating Conditions	
Temperature, °C	-40 to +85
Max. system voltage, Vdc	1500
Hail impact velocity, m/sec	23
Max. surface load capacity, Pa	5400
Max. wind speed capacity, Pa	2400
Series fuse rating, A	30

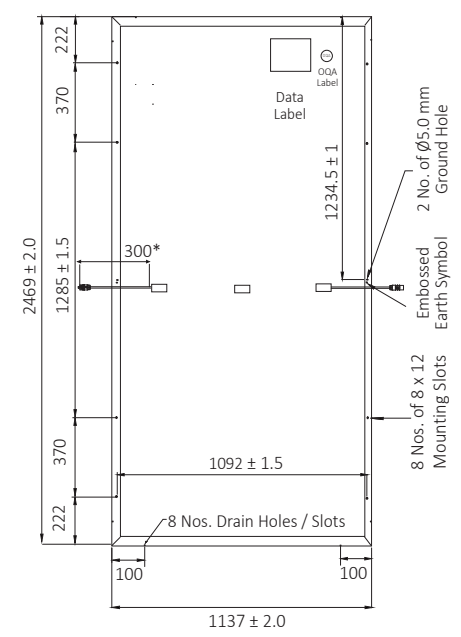
Physical Parameters	
No. of cells	156
Module dimension (mm)	2469 X 1137 (± 2)
Module thickness (mm)	35
Approximate weight (kg)	31.7

Cell Temperature Coefficient	Bi-Facial
Open circuit voltage	-0.2588 % / °C
Short circuit current	+0.0733 % / °C
Peak power	-0.3287 % / °C

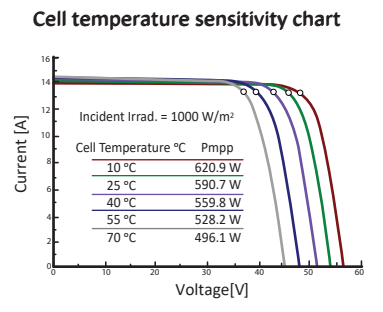
Test uncertainty for Pmax ± 3%
Bi-facial gain subject to mounting structure specifications and albedo % of ground



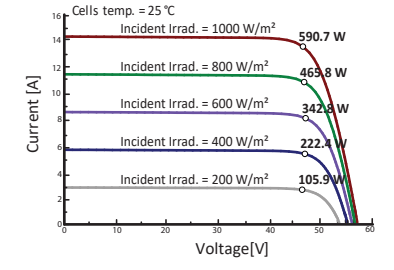
Module Dimension Diagram (mm)



IV Curves



Incident irradiance sensitivity chart



- Please refer to the installation manual for detailed information.

*Due to continuous product updation, specifications may change without notice. Kindly refer to the website for latest information: www.renewsysworld.com