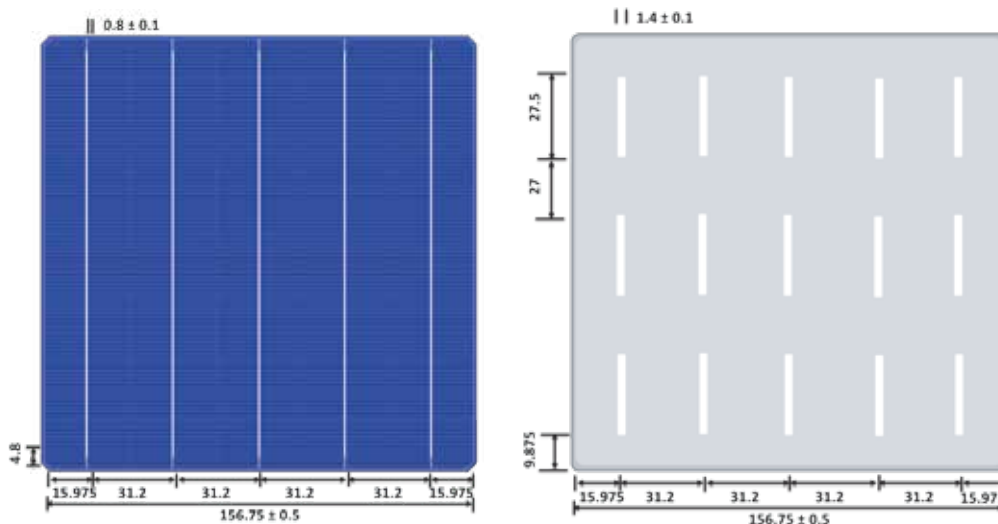


RESERV[®] 625 Series L1

RenewSys **RESERV 625** PV Cells are manufactured and tested for optimum performance and processing characteristics. Our Quality Control systems include checking every cell for mechanical faults, apart from electrical performance. Our production processes are automated from the incoming silicon wafer inspection/classification to the final cell sorting. The surface of **RESERV 625** cells are processed through acid Texturization and have an isotropically textured surface.

Cell Layout




Front View

Back View

Specifications are in mm

Features

Product	Multi Crystalline Silicon Solar PV Cell
Substrate	P-type Multi Crystalline Silicon Wafer
Device Structure	n+ / p / p+
Dimensions	Size: 156.75mm x 156.75mm ± 0.25mm Average Thickness: 200 ± 20µm
Front	Blue Anti-Reflective Coating (Silicon Nitride) Acid textured surface 0.8 ± 0.1 mm Silver bus bars Negative pole (-)
Back	Full-surface Aluminum BSF 1.4 ± 0.1mm Silver bus bars Positive pole (+)

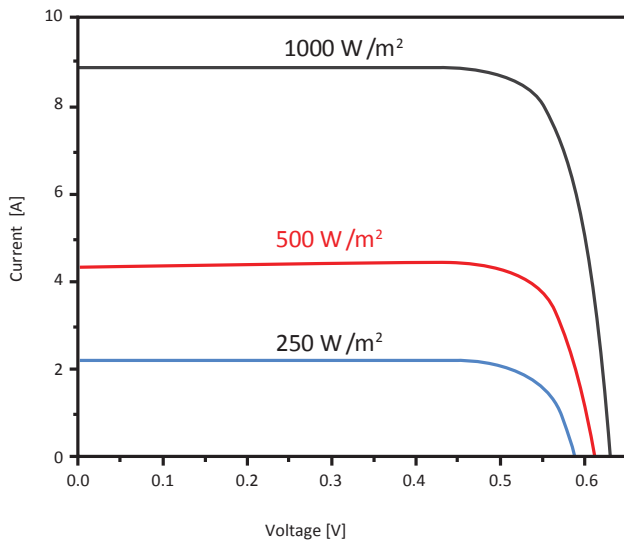
-  **High Conversion Efficiency**
-  **Good Color Uniformity**
-  **Statistical Process Control**
-  **On the fly 100 % EL testing**
-  **Focused in house R & D**
-  **ISO 9001, OHSAS 18001 certificated**
-  **PID Free**

Electrical Data*

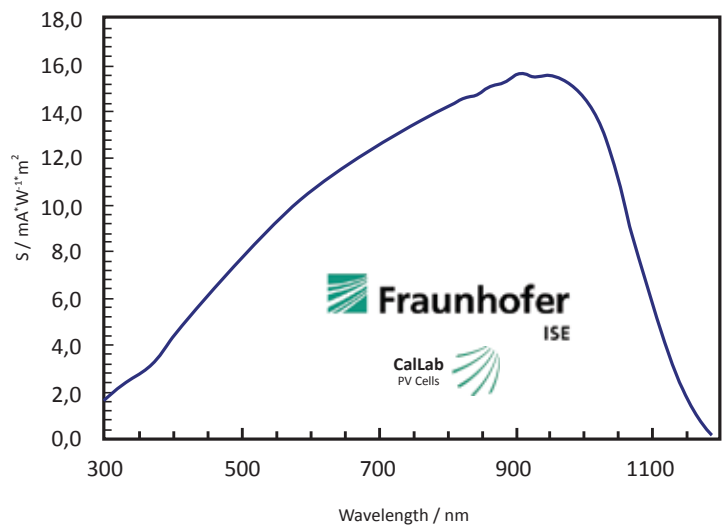
Part No	Class	Efficiency Range (%)	Rated Power (Wp)	Max. Power Current I_{mpp} (A)	Short Circuit Current I_{sc} (A)	Max. Power Voltage V_{mpp} (V)	Open Circuit Voltage V_{oc} (V)	Fill Factor (%)
RESERV-625L1-1880	188	18.80 - 19.00	4.62	8.48	8.95	0.545	0.637	81.03
RESERV-625L1-1860	186	18.60 - 18.80	4.57	8.45	8.93	0.541	0.636	80.48
RESERV-625L1-1840	184	18.40 - 18.60	4.52	8.39	8.90	0.539	0.633	80.18
RESERV-625L1-1820	182	18.20 - 18.40	4.47	8.37	8.88	0.534	0.629	80.01
RESERV-625L1-1800	180	18.00 - 18.20	4.42	8.36	8.85	0.529	0.626	79.79
RESERV-625L1-1780	178	17.80 - 18.00	4.37	8.31	8.83	0.526	0.624	79.41
RESERV-625L1-1760	176	17.60 - 17.80	4.32	8.28	8.81	0.522	0.621	79.12

* Standard test Conditions: AM 1.5, 1000 w/m², 25° C (Accuracy is ± 1.5% rel.)

IV Curve



Spectral Response



Temperature Coefficients

Voltage: -0.3190 % / K

Current: +0.0485 % / K

Power: -0.3854 % / K

Process Recommendation

Solder Joint: Copper ribbons coated with 15-30 μm of Sn / Pb (60% / 40%).

Soldering results may differ due to different flux, ribbons, soldering methods and parameters.

RenewSys India Private Limited, Plot # 6, Survey # 114/P, Fab City, Sri Nagar Village, Maheswaram Mandal, Hyderabad, India - 501 359
Tel: +91- 40-6730 3000; Email: renewsys@renewsysindia.com; Web: www.renewsysworld.com

Due to continuous product updation, specifications may change without notice. Kindly refer to the website for updated details and latest information.