

◀ MONOFACIAL ▶



DESERV[®] SGALACTIC 156 565 WP - 590 WP



*Module image for representation purpose only



SAFE

- IP68 Junction box
- 10 years of product warranty
- 25 Years of power output warranty
- 1500 Vdc



RELIABLE

- Extreme weather resilience
- Windspeed - 2400 Pa, Snowload - 5400 Pa
- Highly reliable anti-reflective coated glass



HIGH PERFORMANCE

- PID resistant
- Superlative performance in low light
- High power density
- Positive power tolerance

World-class products, Made in India

- **Smart:** High module efficiency with 156X half-cut Mono crystalline PERC Solar Cells
- **Modern:** Processed on state-of-the-art technology production lines
- **Dependable:** Use of highest quality raw materials coupled with rigorous in-house testing
- **Versatile:** Suitable for Utility, Rooftop, and other general applications

Certifications:

- IEC 61215: 2016
- IEC 61730: 2016
- IEC 61701: 2020
- IEC 62716
- IEC 60068-2-68
- CAN/CSA: 61730
- UL 61730 (565 Wp-590 Wp)
- IMS Certified Company - ISO 9001: 2015
- OHSAS 45001: 2018
- EMS - ISO 14001: 2015
- Listed in DEWA
- Independently audited by SOLARBUYER
- BIS Number R-71018970 (565 Wp-590 Wp)



RenewSys is the first integrated manufacturer of Solar PV Modules and its key components - Encapsulants (EVA and POE), Backsheets and Solar PV Cells. We have a global presence with offices in India, Mauritius, Nigeria, South Africa, Singapore, UAE, representatives in Europe, USA, Mexico, and an evolving distributor network.

Registered Office: Unit No. 607, 6th Floor, Trade Center, Bandra-Kurla Complex, Bandra East, Mumbai - 400 051, Maharashtra, India.

Factory: Plot No. E-141, Additional Patalganga MIDC Industrial Area, Village - Karade Khurd, Taluka Panvel, District Raigad - 410 206, Maharashtra, India.

Factory: Plot No.6, Survey # 114/P, Srinagar Village, Maheshwaram Mandal, Dist - Rangareddy, Hyderabad - 501 359, Telangana, India.

Performance under standard test conditions (1000w/m², AM 1.5, 25 °C)

DESERV SGalactic 156	565	570	575	580	585	590
Rated power (Pmax), Wp	565	570	575	580	585	590
Max. power voltage (Vmp), V	44.69	44.83	44.98	45.16	45.32	45.48
Max. power current (Imp), A	12.65	12.72	12.79	12.85	12.92	12.98
Open circuit voltage (Voc), V	53.14	53.31	53.52	53.74	53.97	54.15
Short circuit current (Isc), A	13.39	13.46	13.53	13.61	13.68	13.73
Module efficiency (%)	20.13	20.30	20.48	20.66	20.84	21.02

Test uncertainty for Pmax ± 3%

NOCT (Wp) at 45 ± 2 °C @800 W/m ²	565	570	575	580	585	590
Pmax (W)	420.49	424.21	427.93	431.65	435.38	439.10
Max. power voltage (Vmp), V	40.87	41.00	41.14	41.30	41.45	41.59
Max. power current (Imp), A	10.30	10.35	10.41	10.46	10.52	10.56
Open circuit voltage (Voc), V	49.41	49.57	49.76	49.97	50.18	50.35
Short circuit current (Isc), A	10.94	11.00	11.05	11.12	11.18	11.22

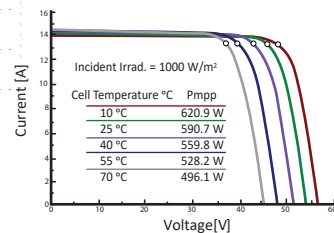
Mechanical Characteristics	
Cable	No. 12 AWG, 4mm ² , (300mm Standard)
PV Connectors	MC4 Compatible
Frame	Anodized Aluminum Alloy
Junction box	IP68 Split junction box with 3 bypass diodes
Glass	3.2mm Thick low iron tempered

Operating Conditions	
Temperature, °C	-40 to +85
Max. system voltage, Vdc	1500
Hail impact velocity, m/sec	23
Max. surface load capacity, Pa	5400
Max. wind speed capacity, Pa	2400
Series fuse rating, A	25

Physical Parameters	
No. of cells	156
Module dimension (mm)	2469 X 1137 (± 2)
Module thickness (mm)	35
Approximate weight (kg)	31.7

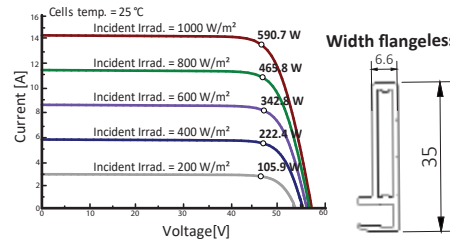
Cell Temperature Coefficient	Mono PERC
Open circuit voltage	-0.234 % / °C
Short circuit current	+0.032 % / °C
Peak power	-0.279 % / °C

Cell temperature sensitivity chart



IV Curves

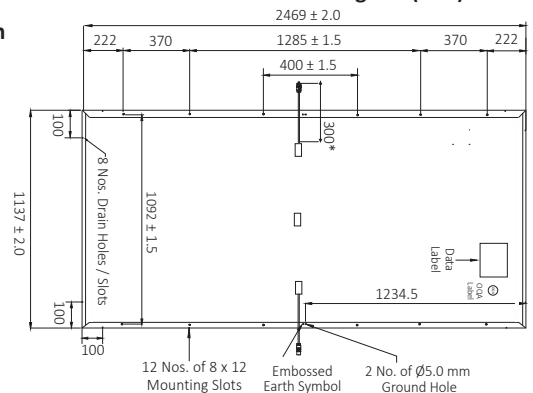
Incident irradiance sensitivity chart



Frame Cross Section



Module Dimension Diagram (mm)



- Please refer to the installation manual for detailed information.

*Due to continuous product updation, specifications may change without notice. Kindly refer to the website for latest information: www.renewsysworld.com

*Standard frame : Width side frame cross section is flange less, Flange is available on request"